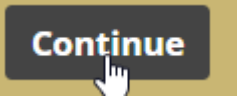


## Password Retrieval Instructions

Go to <https://my.eccc.edu/ics>

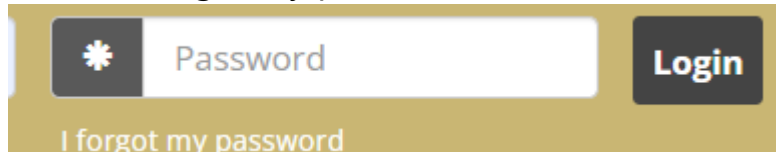
Type in your student id# (shown above).

A dark grey button with the word "Continue" in white text. A mouse cursor is pointing at the button.

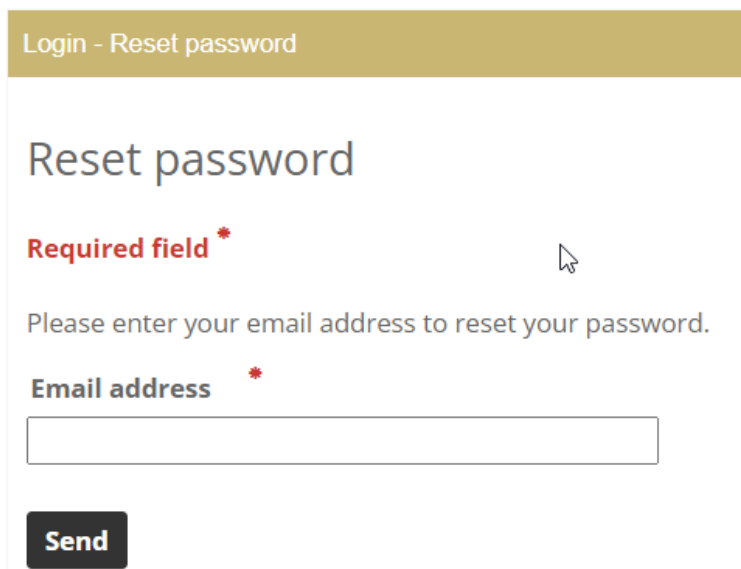
Click on the 'Continue' button.

Click on the 'I forgot my password'

link.

A screenshot of a login form. It features a white input field with a black asterisk icon on the left and the word "Password" in the center. To the right of the input field is a dark grey button with the word "Login" in white. Below the input field is a link that says "I forgot my password".

Type in your personal email address used on your admissions application. If you have changed your address since then, you will need to use that new address.

A screenshot of a "Reset password" form. At the top, there is a header bar that says "Login - Reset password". Below that, the title "Reset password" is displayed. A red asterisk indicates a "Required field". The instruction "Please enter your email address to reset your password." is shown. Below this is a label "Email address" with a red asterisk, followed by an empty input field. At the bottom of the form is a dark grey button with the word "Send" in white.

Click on the 'Send' button.

An email will be sent to your email address with a link to reset your password.